

MPHOA HOMEOWNER PORTAL

DOCUMENTS



DOCUMENTS

The HOA has several documents that are important for homeowners to review and be familiar with. The portal allows you to access these documents using a simple list of files.

FORMS

Do you need to complete a form for something? You will find them on the documents page. Important forms such as:

- ◆ Architectural Application
- ◆ Transfer of Rights Form
- ◆ Clubhouse Registration
- ◆ Request for Hearing

These forms can be filled out, saved, and attached to your message when you submit a request through the portal.

STEPS TO FIND DOCUMENTS

1. Go to the dashboard on the left-hand side of the screen
2. Click "Documents"
3. Navigate through the file folders to find what you need

FAQs




What if I can't find the document I need?

If you need assistance locating a document, submit a general request. Some documents or information is distributed by request only or may not yet be available in the portal.

My form is saving as blank. What do I do?

Download the form first. Then you can fill it out and save it.

Documents

Name	Number of files
 Association Financials	<u>5</u>
 Board Meeting Minutes	<u>22</u>
 Code of Civility	<u>1</u>
 Collection Policy	<u>1</u>
 Committee Charters	<u>5</u>
 Committee Handbook	<u>9</u>
 Committee Standards & Policies	<u>4</u>
 Forms	<u>10</u>
 Governing Documents & CCRs	<u>3</u>
 Project Management Procedures	<u>1</u>
 Strategic Plans and Master Plans	<u>3</u>
 Welcome Packet	<u>1</u>